

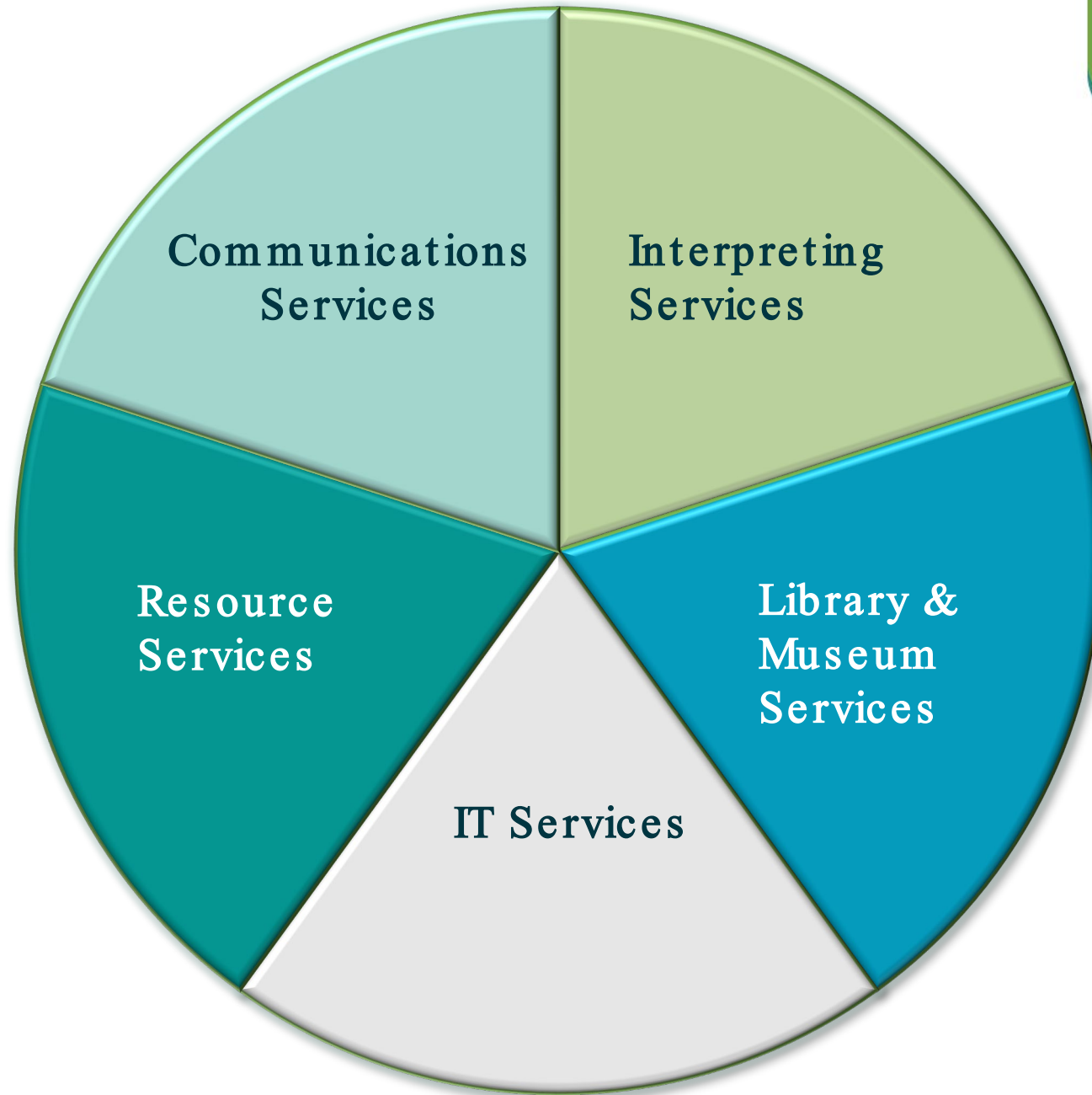
Communications and Resources

Andrew Townshend



Ko Taku Reo

Deaf Education New Zealand



Purpose 1

To provide high quality learning experiences for students

Purpose 1

Examples include accessible resources for

- Learning in the curriculum
- Language development NZSL, English, Maori
- Social engagement and identities development

Purpose 2

To empower Ko Taku Reo staff to succeed in
their roles

Purpose 2

Examples include

- Accessible communication services
- Information and communication facilitation
- IT knowledge, skills, resources and infrastructure
- Professional development resources and infrastructure

Purpose 3

To build and protect our reputation and trusting relationships with stakeholders

Purpose 3

Examples include

- Website and Social Media platforms and communications
- Whānau newsletters
- Organisational branding and signage
- Event planning

What we do

Turi TV Categories Topics 🔍 [→\) Log in](#)

New

Baa Baa Smart Sheep

Kids who love wicked humor will gobble up this tale of a trickster sheep and a comically gullible turkey.

[▶ Watch here](#) [+ Watchlist](#)

● ○ ○ ○

Featured Whakaaturanga

[View all >](#)

- New** Baa Baa Smart Sheep
- Jack Feels Big
- Willbee the Bumblebee
- The Wonky Donkey
- Jake and Jasmine to the Rescue

Learn NZSL

Ako i te Reo ā Tohu [View all >](#)

- NZSL Bites Level One
- NZSL Bites Level Two
- NZSL Bites Level Three
- Subjects in NZSL
- NZSL Early Language

Press Esc to exit full screen



Jack feels **overwhelmed**.

Dashboard x +

learn.deafeducation.nz/my/ ☆ f? [Icons] Update

KoTaku Reo Deaf Education New Zealand - Online Learning English (en) Nathan Martin









Customise this page

Dashboard

- Site home
- Calendar
- Private files
- Content bank
- My courses
- IT Training Collection
- Audiograms
- Introduction to Hearing Technology
- teamwork
- Sarah Cameron Sandpit
- Welcome to van Asch Deaf Education Centre
- Site administration


Course overview

All (except removed from view)

Course name	Card
 <p>Outreach Audiograms</p> <p>100% complete</p>	 <p>Outreach Classroom Strategies and Environment</p> <p>100% complete</p>
 <p>Support IT Training Collection</p>	 <p>Staff Sandpits Moodle Training Course</p> <p>0% complete</p>
 <p>Miscellaneous Teamwork online training</p>	 <p>Miscellaneous All DEC Staff</p> <p>Hidden from students</p>
	 <p>Staff Sandpits Sarah Cameron Sandpit</p>
	 <p>Archived Welcome to van Asch Deaf Education Centre</p> <p>Hidden from students</p> <p>0% complete</p>

Course categories

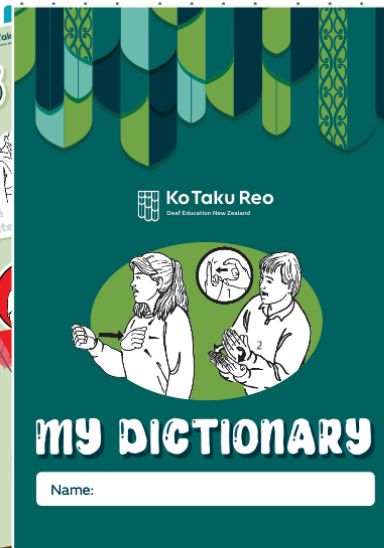
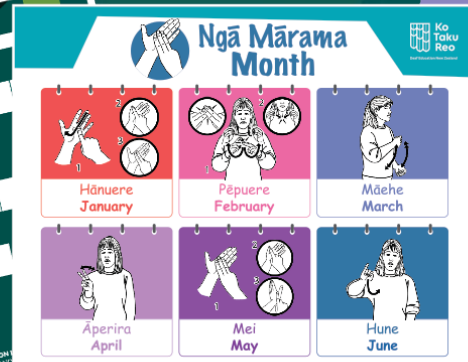
- Support
- Outreach
- NZSL
- Miscellaneous
- All courses ...





Ko Taku Reo

Deaf Education New Zealand



Digital Design

Updated Teaching/Learning Resources

When I introduce myself in N.Z.S.L.

- 1 Give a greeting
 - or Good Morning
Good Afternoon
 -  Hello
- 2 Give your fingerspelt name
 -  name
 -  me
 - fingerspell your name
- 3 Give your sign name
 -  sign
 -  name
 -  me
 - sign name
- 4 Say that you are Deaf
 - or I am hearing
I am hearing-impaired
 -  me
 -  deaf
 -  me
- 5 Say where you go to school
 -  school
 -  mine
 - fingerspell school
- 6 Finish your introduction
 - or Nice to meet you
 -  thank you

After

Introducing Myself in NZSL



- Give a greeting
 - or
 -  Hello
 -  Good morning
 - or
 -  Good afternoon
- Give your fingerspelt name
 -  name
 -  me
 - (fingerspell your name)
- Give your sign name
 -  sign
 -  name
 -  me
 - (sign name)
- Say if you are ...
 -  me
 - or
 -  (Deaf / Hard of Hearing / hearing)
 - or
 -  me
 - or
 -  me
- Say where you go to school
 -  me
 -  school
 - (fingerspell school name)
- Finish your introduction
 - or
 -  thank you
 - or
 -  nice to meet you

Click on the signs to view a video entry of the word on the NZSL Dictionary

Before



Guided tour

Search for ...

- Word
- Genre
- Subject
- Title
- Author
- Series
- List

Browse
Search other sources
Advanced search

New staff resources

Click here to view new Ko Taku Reo Learning Resources

NEW!

Contact Us:

library@kotakureo.school.nz
38 Truro Street
Sumner
Christchurch, 8081

How do I?

How to access library resources

Search the catalogue for any titles you require and place a reserve on them. We will courier these out to your local office/provision the following day.

- See the [guide to placing a reserve on Oliver](#)
- Use this [form](#) for ordering bulk or class set library resources for the term.

Staff can borrow items from the staff library AND the student library.

Items that are available for borrowing in the **Staff Library** show a **GREEN TICK**. This includes curriculum resources, Deaf resources, instructional readers and educational activities.

Items that are available for borrowing in the **Student Library** show an **ORANGE TICK**. Currently this area contains non-fiction, preschool books, picture books, quick reads, and graphic books.

For assistance, please contact library@kotakureo.school.nz

Searching for Levelled readers

In the search bar type in the **colour and level** of the reader you require:

- Use the **first three letters** of the colour only
- Add the level without a space.
- eg for level 2 Magenta type **MAG2**
- If you only want PM readers leave a space then add PM
eg **MAG2 PM**

Contact us at library@kotakureo.school.nz if you need any help.

Colour	Levels		
TUR	17, 18		
MAG	0, 1, 2	PUR	19, 20
RED	3, 4, 5	GOL	21, 22
YEL	6, 7, 8	SIL	23, 24
BLU	9, 10, 11	EME	25, 26
GRE	12, 13, 14	RUB	27, 28
ORA	15, 16	SAP	29, 30

New student library books

Show all items


New Educational activities

Show all items

Digital Library page on Kelvan



Play




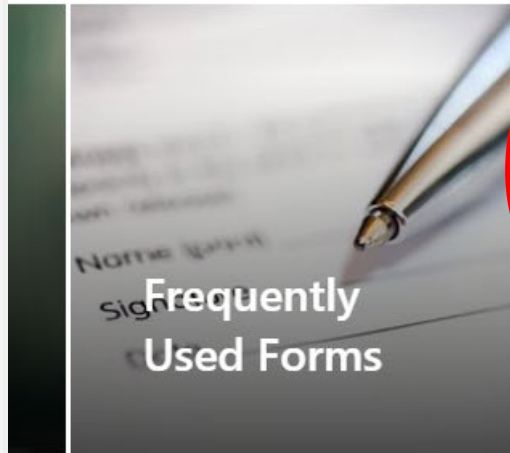


0:57 / 1:48

1x



Resource Request Form




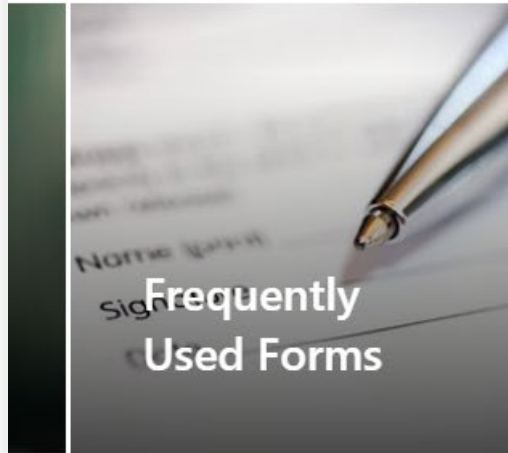


IT Services



Deaf Education New Zealand





OUR PLACE

How Do I - Hub



Trevor Keohane
Digital Transformation Lead



Select the How Do I support you need



Microsoft 365 Apps



Zoom



Moodle



New Era IT



Compass



Finance



About Flipgrid



Ko Taku Reo
Library

Library

Interpreting Services





Communication Services



Tuia ki Runga
 Tuia ki raro
 Tuia ngā tinana kōrero o te motu
 Tuia ngā ārero pakipaki o Aotearoa
 Tuia te here tāngata ki tēnei whare whakatipu tāngata, whakatō ahurea tikeitikei
 Ki tēnei whare whakakōrero tūmanako
 Ki Te Reo
 Haere mai rā!

We are New Zealand's provider of
 education services for Deaf and hard of

Do you recognise any of these faces?

Kōrero

Frequently Used Forms

How Do I - [News](#) | [Shout Outs](#) | [Events](#)

Emergency Response

EMERGENCY RESPONSE
 Update 28 COVID-19 – Rapid Antigen Testing at Ko Taku Reo
 Kia ora e te whānau o Ko Taku Reo...
 Alison Kagen 2 days ago

Vacancy

Vacancy
 Head of Resources & IT - Christchurch or Auckland based
 Lead and manage IT, Information...
 HR Support 32 minutes ago
 6 views

National School Events

+ Add event

- APR 14** Term 1 Ends
Thu, 14 Apr, All day
- APR 15** Good Friday - Public Holiday
Fri, 15 Apr, All day
- APR 18** Easter Monday Public Holiday
Mon, 18 Apr, All day
- APR 19** Southland Anniversary Day
Tue, 19 Apr, All day
- APR 19** School Closed
Tue, 19 Apr, All day

Emergency Response

EMERGENCY RESPONSE
 Update 27 COVID-19, 23 March 2022
 Kia ora e te whānau o Ko Taku Reo...
 Louise Roe 23 March

General news

Do you recognise any of these faces?
 On this day in 2006, members of th...
 Amanda Everitt 23 hours ago
 71 views

Emergency Response

EMERGENCY RESPONSE
 Update 26 COVID-19, 16 March 2022
 Kia ora e te whānau o Ko Taku Reo ...
 Kathryn Ruge 16 March

Vacancy

Vacancy
 Teacher Aide of the Deaf - West Auckland
 Be part of student success Partner...
 HR Support yesterday
 21 views

Teaching and Learning

All of Outreach Team meeting

Yearbook 2021

**KO TAKU REO DEAF
EDUCATION NEW ZEALAND**

**Message from the
Executive Principal**

[READ MORE](#)

- > AUCKLAND CAMPUS
- > BAY OF PLENTY
- > BEACON SCHOOL
- > BOARD
- > CHRISTCHURCH
- > CHRISTCHURCH CAMPUS
- > EARLY YEARS
- > ENROLLED SCHOOL
- > EXECUTIVE PRINCIPAL
- > IMMERSION HUI
- > KIT DAY
- > MANAWATU
- > NZSL
- > NZSL HUB
- > NAPIER / HAWKE'S BAY
- > NORTHLAND LANGUAGE DAYS
- > OTAGO
- > OUTREACH
- > PRE-SCHOOL
- > PROVISIONS
- > REGIONS
- > RESIDENTIAL
- > SOUTH CANTERBURY
- > TARANAKI
- > TEACHING AND LEARNING



Select a language



powered by Google Translate





Whānau Newsletter December 2022

IN THIS ISSUE

- Show All
- Executive Principal
- Turi Māori
- Auckland Campus
- Pre-school
- Christchurch Campus
- Early Years
- Christchurch
- Provisions
- Teaching and Learning
- Outreach
- Regions
- Wellington
- Enrolled School
- NZSL

Search...

[PDF version available for download](#)



DENISE POWELL - ACTING EXECUTIVE PRINCIPAL

Video: Message from the Acting



KATHIE RIFLE - MĀORI STRATEGIC LEAD

Video: Rūaumoko 30th Anniversary

It was the 30th Anniversary of the opening of the first Rūaumoko Marae on the 4th of December, and on Friday the 2nd of December the school had our celebration of the beautiful Marae that stands proudly on our



Photos

[See All Photos](#)



Ko Taku Reo

Published by Meltwater Engage · 2 d ·



♥ Ready to take your sign language skills to the next level? Our Fingerspelling Resource for NZSL week is here to help! If you haven't downloaded it yet, what are you waiting for? This resource lets you practice your fingerspelling skills and improve your communication with the Deaf and Hard of hearing community.

But that's not all! 📱 We're also hosting a fun challenge on TikTok where our experts from our bilingual provisions at Hagley and Hillmorton High will be fingerspell... [See more](#)

NZSL Fingerspelling

Challenge





Thank you